



BASANT VALLEY PUBLIC SCHOOL
SECTOR-46, GURUGRAM
SUMMER HOLIDAY HOMEWORK
SESSION-2020-21

CLASS-2



Dear parents,

“When the going gets tough, and tough gets going”. When the situation becomes difficult, strong people are able to step up and handle it. We at BVPS-46, have a firm belief that our dear students too are strong individuals and are going to make the best of their time during this pandemic. To channelize their energies in the most constructive way and to foster their imagination further, we want them to look deep within and also understand and know the people and things around them better when they are still within their sweet abodes.

Keeping this in mind, we have designed the Holiday Homework which help to create a nurturing and creative environment for your child. It would teach your children to work independently and would improve their basic academic skills, such as reading, writing, and spellings and would help them develop personal skills and time management.

Note –

- Last Date of Submission of Holiday Homework – 1st day of School reopening.

Hope you and your loved ones are in a cheerful position and coping well through these strange unprecedented times.

Some of the suggested activities for your child are –

1. Get up early in the morning and see the rising sun.
2. Feel the fresh air take a deep breath and do breathing exercise.
3. Hear the birds chirping.
4. Water the plants and feed the birds.



Tips for summer Break

| Do's | Don'ts |
|--|----------------------------------|
| 1. Always start your day with prayers | 1. Don't watch TV for long hours |
| 2. Drink lots of liquids like water, juice etc. | 2. Don't eat junk food. |
| 3. Help your parents at home by putting your things in place. | 3. Don't play in Sun. |
| 4. Wish your elders and guests. | |
| 5. Always use these words – Thank you, sorry, please, Excuse me. | |

General Instructions

- 1) Bring Holidays Homework in a beautifully decorated folder.
- 2) Parents are requested to only guide their children while doing the assignment.
- 3) Project Homework will be assessed on the basis of neatness, creativity and originality of ideas.



COMPUTER

- Learn chapter-1 (Introduction to Computers) and Chapter-2 (Parts of a Computer)

PROJECT WORK

- Collect pictures of different types of computers and paste them on a sheet of chart paper. Write their names.

OR

- Collect pictures of all the main parts of a computer and paste them on an A4 size sheet of paper to make a complete computer system. Attach parts with each other by drawing wires and cables.

WORKSHEET

Word Search Puzzle **Computer Parts**



EVS

- Revise Chapter- 1 to 4 thoroughly.

PROJECT WORK

- Make a model of a house from the waste item present in your home.

WORKSHEET

I. Fill in the blanks.

- Houses protect people from _____.
- A hut is a _____ house.
- An igloo is built of _____.
- Tree houses are made of _____ and _____.

II. Tick (✓) the true statements.

- A house provides us food.
- Kuchcha* houses are very strong.
- A bungalow is a large house.
- People in forests live in houseboats.

III. Link it

Draw lines to link all the things that are used to make

- a *kuchcha* house and
- a *pucca* house.


Leaves
Bricks
Glass
Kuchcha houses Cement *Pucca* houses
Mud
Sticks
Iron rods

IV. Match the following:

| A | B |
|----------------------|-----------------|
| 1. Cotton clothes | a. Winter |
| 2. Woollen clothes | b. Rainy season |
| 3. Synthetic clothes | c. Summer |

हिन्दी
चित्र वर्णन

➤ निचे दिए गए चित्र का वर्णन अपने शब्दों में कीजिये:



.....

.....

.....

.....

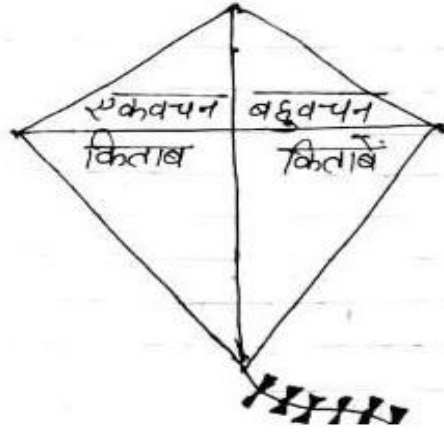
.....

.....


- सप्ताह में तीन बार सुलेख लिखिए। (पाँच पंक्तियों वाली पुस्तिका में)
- वितान (पाठ-१) व (पाठ-२) याद करो ।
- एक फूलदान बनाकर उसमें स्टिक लगाते हुए फूलों की पत्तियां बनाकर उसमें सयुक्त अक्षर के शब्द (च्च , न्न , ल्ल , व्य) लिखो। उदाहरण: (बच्चा, कच्चा, पन्ना, दिल्ली, बिल्ली, हल्ला, प्यार, प्यास) ।



- पतंग बनकर वचन को दो भागों में विभाजित करके ५-५ उदाहरण लिखे ।



- A4 Size Sheet में गर्मी के मौसम में खाने वाले किन्ही पाँच फलों व सब्जियों के चित्र लगाकर एक टोकरी बनाएं व उसमें रंग भरें ।
- कैटरपिलर में कोई पाँच लिंग दर्शाएं ।



MATHS

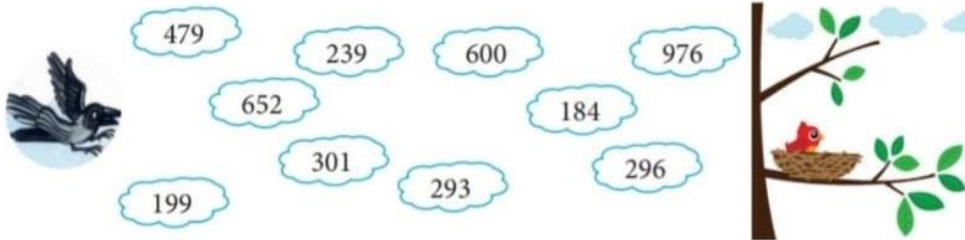
Worksheet-1

- Do practice of chapter- 1 to 14




Numbers Up to 999

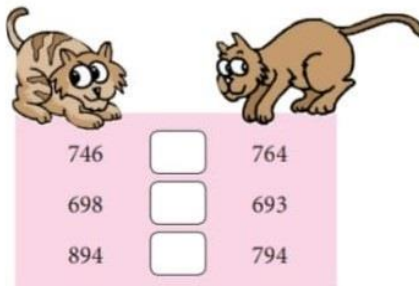
★ Colour the clouds having numbers greater than 300 and join them to help the bird reach its nest.



★ Fill in the missing numbers in the leaves:



★ Write the correct symbol $<$, $>$ or $=$ in the box to compare the following numbers:



★ Arrange the marks of the children in descending order and find who came first.

| Name | Marks |
|--------|-------|
| Shruti | 694 |
| Tanu | 496 |
| Vishal | 796 |
| Raju | 469 |

_____ > _____ > _____ > _____

_____ came first.

★ Write the number name of the greatest number from the numbers given below:

844, 744, 648, 849, 948

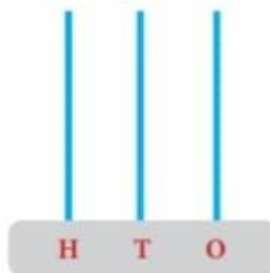
Answer: _____

★ Write the number name of the number that comes just after 539.

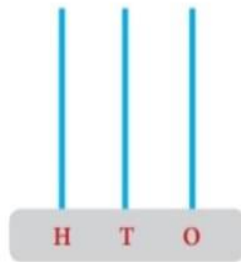
Answer: _____

★ Draw the following numbers on the abacus.

a. 344




b. 643




Write the number represented by each abacus and find the smallest number.


a.



b.



c.



Smallest number: _____



Anshu had 230 toys. Rashmi had 536 toys. Who has more toys, Anshu or Rashmi?

Answer: _____



Jatin scored one hundred fifty-two marks in the maths test. Ashwin scored two hundred fifty marks. Who scored more marks, Jatin or Ashwin?

Answer: _____



Raj has 1 more toy than Shruti. If Shruti has 799 toys, how many toys does Raj have?

Worksheet-2

Addition

Form the numbers and match the sportsman with his ball.



2 Tens + 3 Ones



5 Tens + 7 Ones



7 Tens + 5 Ones



75



23

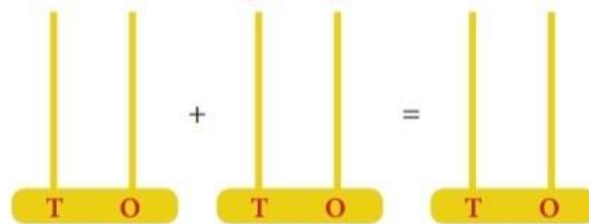


57

Fill in the blanks using properties of addition:

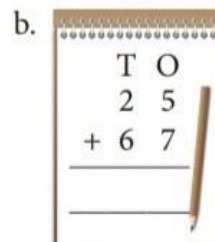
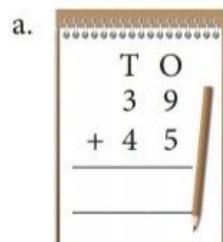
- $23 + \underline{\quad} = 23$
- $75 + 14 = 14 + \underline{\quad}$
- $46 + 0 = \underline{\quad} + 46$

Add the following using abacus:



$$64 + 23 = \underline{\quad}$$

Solve the sums given in the notepads:




★ Put the correct symbol $<$, $>$ or $=$:

a. $2 + 4$ $4 + 2$

b. $95 + 0$ $0 + 95$


c. $10 + 4$ $13 + 2$

★ The girl with the maximum points gets the doll. Add the points and tick the girl who will get the doll.



| | |
|-------|---|
| T | O |
| 2 | 4 |
| + 3 7 | |
| <hr/> | |
| <hr/> | |





| | |
|-------|---|
| T | O |
| 5 | 8 |
| + 3 9 | |
| <hr/> | |
| <hr/> | |

★ Form the numbers and add:

2 Tens + 3 Ones = _____

5 Tens + 6 Ones = + _____

Answer: _____

★ Add the following:

$23 + 46 + 15$

| | T | O |
|---|---|---|
| | | |
| | | |
| | | |
| + | | |
| | | |

Worksheet-3

Subtraction

★ How much is 5 less than 67? Find the answer by counting backwards.

$$67 - 5 \rightarrow 62$$

\rightarrow

★ Rashmi had 10 books. She gave 7 books to Rohan. Find the number of books left with Rashmi by crossing out the books. Draw the books left with Rashmi in the box given below.



★ Fill in the blanks by choosing the correct answer from the options given in the clouds below.

Number itself

Smaller number

0

Bigger number

Previous number

- When a number is subtracted from itself, the difference is _____.
- When 0 is subtracted from a number, the answer is the _____.
- When 1 is subtracted from a number, the difference is the _____.
- Always subtract the _____ from the _____.

★ Fill in the blanks by applying subtraction facts:

- $23 - \underline{\quad} = 23$
- $76 - \underline{\quad} = 75$
- $85 - \underline{\quad} = 0$
- $90 - \underline{\quad} = 89$

★ Which of the following is the correct way to arrange and subtract the numbers?
 Tick the correct way and subtract.

Subtract 23 from 51.

a.

| T | O |
|---|-----|
| 2 | 3 |
| + | 5 1 |
| | |

b.

| T | O |
|---|-----|
| 5 | 1 |
| - | 2 3 |
| | |

★ Subtract 29 from 45 and help the boy find his toy. Circle the toy that matches the answer.



| T | O |
|---|---|
| | |
| - | |
| | |

26

15

16



★ Arrange and subtract:

$$74 - 8$$

| T | O |
|---|---|
| | |
| | |
| - | |
| | |

★ Subtract the following and check your subtraction using addition.

$$39 - 27$$

| T | O |
|---|---|
| 3 | 9 |
| - | 2 |
| 7 | |
| | |

| T | O |
|---|---|
| | |
| | |
| | |
| | |
| | |

Arrows indicate the exchange of 1 ten from the first table to the second table, and 1 one from the second table to the first table, with a '+' sign between the tables.

★ Shruti has to cover 45 new copies. If she covers 23 copies before lunch, how many copies will be left to cover after lunch?

| T | O |
|---|---|
| | |
| | |
| - | |
| | |

Answer: _____

Worksheet-4

Shapes

★ Follow the given steps to make a smiley in the given box:

Step 1: Draw a circle.

Step 2: Draw 2 small circles inside the big circle to form the eyes.

Step 3: Draw a small triangle for the nose.

Step 4: Draw a semi-circle for the smile.



★ Draw a curved line from the boy's hand to the kite to form a string.



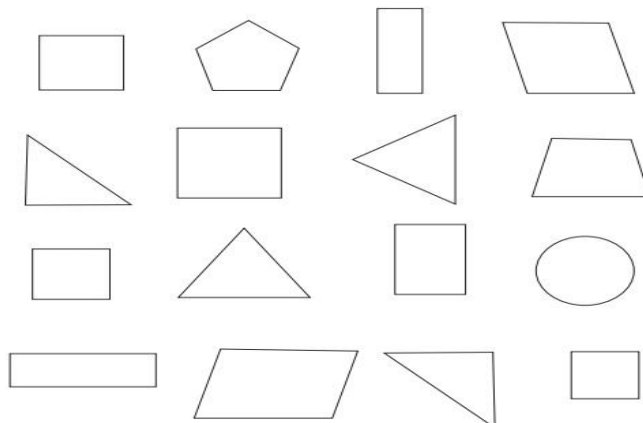
★ Identify and colour according to the following colour code:

Triangles: Green

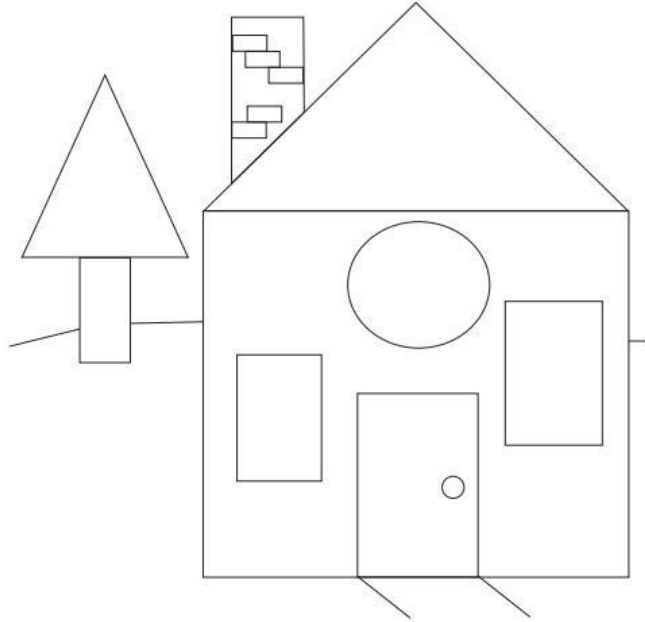
Squares: Blue

Circles: Red

Rectangles: Yellow



★ Look at the picture carefully and fill in the blanks by choosing the correct option:



- The door of the house is in a _____ shape. (square/rectangular)
- The roof of the house is _____. (rectangular/triangular)
- The shape of the tree top is a _____. (rectangle/triangle)
- There is/are ____ circle(s) in the picture. (two/one)

★ Colour the flat surfaces of the following shapes:



ENGLISH

The importance of reading can be experienced by people from all walks of life. Although one can take reading at any age, it is much easier to begin at a young age. Reasons for making reading a habit. Reading makes you smarter as keeps brain active and engaged in a thought process.

- It makes you knowledgeable.
- It improves your vocabulary and language skills.
- It boosts your creativity as you imagine things while reading. These are a few reasons for you to start reading.

1. Reading activity

Take a story every week, based on that story do one activity every day.

For example:

Day 1: Read the story

Day 2: Talk about questions like which was your favorite character in the story and why? What other end can we give to the story? What moral values have we learned through the story, what other character you would like to be the part of the story etc.

Day 3: Create your favorite character using waste materials/you can also draw it.


Day 4: Do some research about your favorite character. (eg: if a story has hen, what type of creature is it, what it eats, where it lives, etc.)

Day 5: Make a list of the new words, and try to build sentences using these words.

Day 6: Narrating the story in sequence.

- **After the summer break, a child can choose his/her favorite story and share the same with the help pf props or picture cards with the Facilitator and peers.**

2. Let's Grow Our Bookworm



Make a face of your bookworm. Read story books. As you finish reading a book, write the name of the book. Draw your favorite character from the story on the same circle. Attach it to the face of the bookworm and keep adding the circles as you read more and more and more.

➤ **Please download Rivet app. It has various interesting stories. You can take up the stories from this app.**

- Describe any one of the animal which you admire of Lesson-1 in five sentences.
- Do worksheets given below.

Naming Words

A. Underline the word in each group that is a naming word.

1. teacher dance and teaching
2. bring does fall banana
3. down why printer this
4. doing write go writer
5. type talk bottle speak

B. Underline the word in each group that is not a naming word.

1. painter author wolf swim
2. cellphone bag eat food
3. argue stairs boy table
4. document ears hear bus
5. van working worker zebra

Common and Proper Naming Words

Read the words in the circle. Some are special names and others are common names. Put them in the correct columns in the table below.

city river Taj Mahal house jug Shweta
Paul computer Amita Gateway of India

| Common Naming Words | Proper Naming Words |
|---------------------|---------------------|
| | |
| | |
| | |
| | |
| | |

One and Many

A. Choose the correct option from the brackets.

1. This (books/book) belongs to me.
2. A horse has four (hoof/hooves).
3. These (pen/pens) are blue in colour.
4. There are four (knife/knives) in my kitchen.
5. He has a habit of writing (diary/diaries).

B. Write the plural form of the given words. Then, make sentences with the plural words.

1. Leaf- _____

2. Fairy- _____

3. Glass- _____

4. Toy- _____

5. Loaf- _____

The Sentence

Rearrange the group of words to frame a proper sentence. Punctuate them correctly.

1. on Raj will jogging go for Wednesday
2. eating she an is orange
3. can bike a ride i
4. is the my in teacher bus
5. do the have football you (Make it a question)
6. learn we school in
7. today relative the coming are (Make it a question)
8. Ram a had cows herd of
9. playing is she football
10. saved the the computer documents on are

Read the short story and answer the following questions:

Classroom Pet

It is Diego's job to feed the classroom pet this week. He puts some flakes of food in Goldie's bowl. Goldie swims to the top of the bowl to eat the flakes. Diego likes to take care of Goldie!



What is Diego's job this week?

What does he put in Goldie's bowl?

What kind of animal is the classroom pet?



PICTURE COMPOSITION

Look at the each picture carefully:
Write five sentences about each one.
Use the words given below.



swings, slide, see-saw, children, benches

.....

.....

.....

.....

STAY HOME! STAY SAFE!

